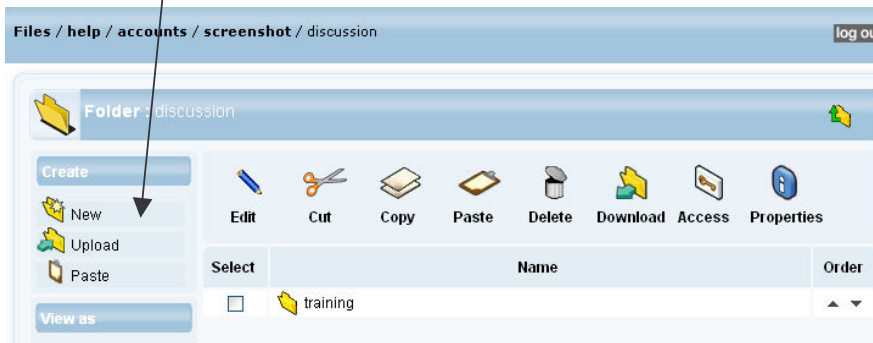


How to create a Forum

1. First navigate to the folder in which you wish to create your new Forum, and select the 'New' button.

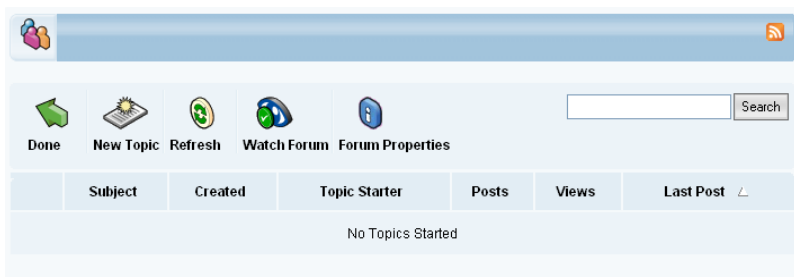


2. In the New Object creation form define the object that you wish to create as a Forum

Step 1: What would you like to create?

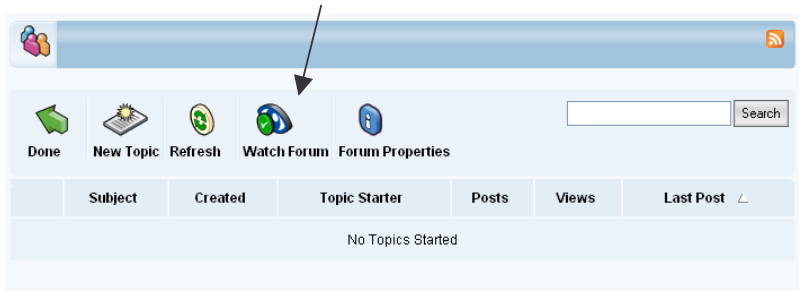
3. Then type in a name for your new Forum and select the 'Edit' button.

4. Your new empty Forum will now be created and will be displayed to you like this:



How to create a Forum

5. If you wish to be notified of new posts to the Forum, without having to visit it, you should select the 'Watch Forum' button on the Forum toolbar.



Notification of new posting will be sent to your Digitalbrain webmail inbox, or alternative email address if you defined one in the properties; see document 'How to edit your Forum properties'.