




Activating the new Homepage

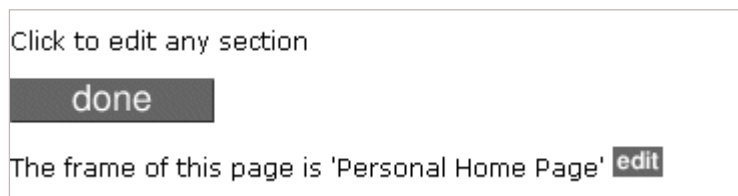
How to activate the new homepage frame for your account

1. Log in and click the yellow pawn icon to be taken to your homepage.

2. Click the  icon from the toolbar to edit the page.

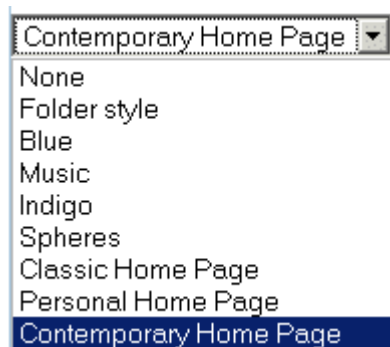
3. To change the frame of your homepage click the grey  button.


4. Click the edit button alongside the text displaying the current frame of your homepage. 





5. From the dropdown menu select the 'Contemporary Homepage' and click save.



6. You can edit the contents of the new homepage template as you would any other Learning Module page. Once your done choose  to see your new homepage.