

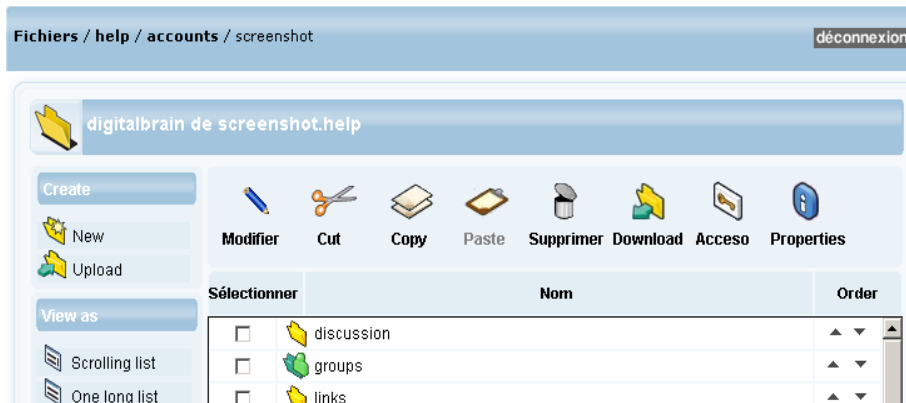
Changing the language

How to change the language on the VLE


How to change the language on the MLE

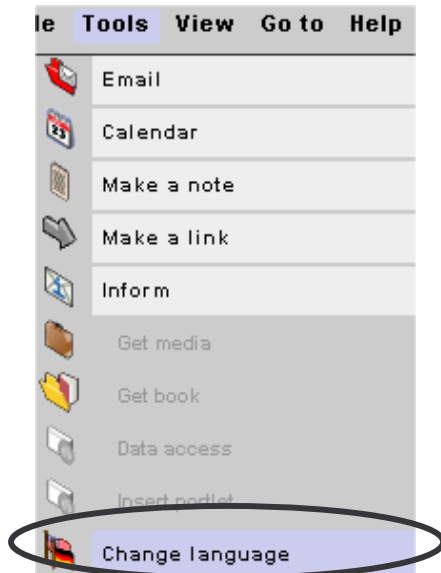
It is possible to change the language of the standard commands and messages of the MLE. Any items such as files or text that have been added by users and elements whose name can be changed will not be translated.

An example of the folder listing in French:



Changing the language

1. From the Tools menu select the  Change language option.



Changing the language

How to change the language on the VLE

2. The list of languages will now be shown, choose the language from the list by clicking onto it.

Select your preferred language

Click on your chosen language to view the site in that language

English
Cymraeg
Gaeilge
Français
Русский

Deutsch
Español
Gàidhlig
עברית
اردو

[reset to your default language](#)

Once a language has been chosen you will be returned to the previous page.

To restore to the default language simply navigate back to the '[reset to your default language](#)' link above, if an alternative language has been chosen this will be displayed in this chosen language.